



TABLE THROWS

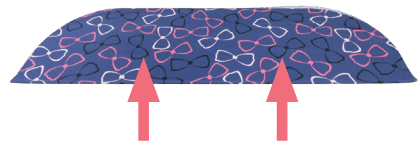
ONE CHOICE - TABLE THROW FULL COLOR 8FT 4-SIDED
PRODUCT CODE: OC-TTHR84G

INSTRUCTIONS

HOW TO FOLD A TABLE THROW



Step 1
Lay out Table Throw with blank side facing up.



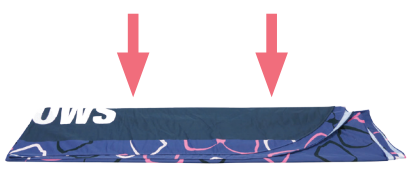
Step 2
Lengthwise, fold the graphic in half.



Step 3
From the left side, fold the graphic in half.




A



B

Step 4
With the bottom edge, make a 1/3 fold toward the middle. Repeat with the top edge.



Step 5
Then fold graphic in half.



A



B

Step 6
With the left side, make a 1/3 fold toward the middle. Repeat with the other side. Folding complete.

