

FABRIC DISPLAYS

ONE CHOICE - 2 FT. FABRIC DISPLAY
 PRODUCT CODE: OC-FB-24X90G1 & OC-FB-24X90G2



Front View



Single-Sided Back View



Double-Sided Back View

PRODUCT DESCRIPTION

Add lavish appeal with One Choice 2ft. Fabric Display. Get custom graphics on one or both sides. Snap together lightweight tubes to form the frame. Use included allen wrench to secure frame to base. Cover the frame with the dye-sub pillowcase graphic and zip closed. Easy and portable, set where desired. *Travel bag not included

FEATURES

DISPLAY DIMENSIONS

- 25 1/2" W x 90" H x 10" D

GRAPHIC DIMENSIONS

- 26" W x 89" H

GRAPHIC MATERIAL

- Stretch Fabric

GRAPHIC FINISHING

- Sewn on left, right, and top with a zipper at the bottom.

DISPLAY CONSTRUCTION

- 1 1/8 in. thickness steel base
- 30 mm. dia. aluminum tube

WEIGHTS & DIMENSIONS (WITH STAND & GRAPHICS)

SHIPPING WEIGHTS

- (Qty 1): 15 lbs
- (Qty 60): 936 lbs

PACKAGE DIMENSIONS

- (Single Box): 31" L x 11" W x 4" H
- (Freight): 48" L x 40" W x 40" H skid

TURNAROUND TIME


GRAPHIC PACKAGE

- 2 business days after proof approval*

AVAILABILITY

- WEST COAST FULFILLMENT CENTER

*After proof approval, for **up to 10 sets**. Reply with approval via e-mail by 4:00pm PT the day prior to the assigned ship date.



Scan QR Code To View More Resources.



FABRIC DISPLAYS

ONE CHOICE - 2 FT. FABRIC DISPLAY
 PRODUCT CODE: OC-FB-24X90G1 & OC-FB-24X90G2



PARTS LIST



QTY 1:
Steel Base

• 25 5/8" L x 10 3/8" W



QTY 1:
24" Top Tube

• 24" W



QTY 2:
24" Tubes

• 27 1/4" H
(24" + 3 1/4" Tapered off)



QTY 2:
20" Bottom Tubes

• 23 1/4" H
(20" + 3 1/4" Tapered off)




QTY 6:
12" Tubes

• 15 1/4" H
(12" + 3 1/4" Tapered off)




QTY 1:
Horizontal Bottom Tube

• 19 7/8" W



QTY 2:
Steel Base Screws

• M10 x 25 mm



QTY 1:
5 mm Allen Key

• 3" L

TRAVEL BAGS ARE NOT INCLUDED
 INCLUDES STANDARD CLAMSHELL BOX PACKAGING



Scan QR Code To View More Resources.

FABRIC DISPLAYS

ONE CHOICE - 2 FT. FABRIC DISPLAY
PRODUCT CODE: OC-FB-24X90G1 & OC-FB-24X90G2



CARE SHEET - DYE-SUB FABRIC

HANDLING TIPS

1. If your exhibit fabric has a zipper, please keep zipper closed for storage.
2. Wrinkles can be removed with cool iron or fabric steamer.
3. Fabric should NOT be stored when damp or wet. Store in cool, dry area.
4. For storing graphics please remove from plastic packaging that was provided and keep fabric in cool/dry place.

WASHING

1. Your fabric graphic can be machine washed. Remove any hardware attached to the fabric prior to cleaning. Use MILD soap and cool water. Air dry fabric, dry on frame if frame is available.
2. Fabric must be COMPLETELY dry prior to storing.
3. DO NOT DRY CLEAN

STAIN TREATMENT

1. Treat stain from backside of fabric.
2. Remove as much debris as possible with a soft bristle brush (do NOT rub too hard).
3. Use a clean, lint-free white cloth. Lightly pat the stain from the outside moving in (to keep stain from spreading).
4. If a cleaning solution is used, rinse the area well with water to ensure NO solution is left on fabric.
5. Most stains can be treated with household fabric stain removers. It is ALWAYS important to test how the solution will react to the fabric. This can be tested by dabbing solution to a small corner of the fabric. Most household cleaners will provide treatment instructions depending on the type of stain.



- Wrinkles can be removed from fabric with a cool iron or steamer.




- Fabric can be machine washed - use cold water, delicate cycle.



- Do NOT bleach fabric



- Do NOT tumble dry. Fabric must be air dried on the frame to prevent shrinking.



Scan QR Code To View More Resources.