


# TABLE THROWS

ONE CHOICE - TABLE THROW  
 FULL COLOR 8FT 4-SIDED  
 PRODUCT CODE: OC-TTHR84G



Front View



Angle View

## PRODUCT DESCRIPTION

Table throws are a great addition to your trade show booth. One Choice 8ft. 4-sided Table Throw will fit a standard eight foot table. Custom printed edge-to-edge, the full length material will cover the front, back and both sides of the table.

## FEATURES

### DISPLAY DIMENSIONS

- 96" W x 29" H x 27 1/4" D

### GRAPHIC DIMENSIONS

- 150 1/2" W x 84" H

### GRAPHIC MATERIAL

- Fabric

### GRAPHIC FINISHING

- Hemmed

### DISPLAY CONSTRUCTION

- Paper Transfer Dye-Sub

### COMPATIBLE TABLE SIZE

- 8ft Table: 96" L x 30" W x 29" D

## WEIGHTS & DIMENSIONS (WITH STAND & GRAPHICS)

### SHIPPING WEIGHTS

- (Qty 1): 3 lbs
- (Qty 100): 350 lbs

### PACKAGE DIMENSIONS

- (Single Box): 16" L x 11" W x 3" D
- (Freight): 48" L x 40" W x 30" D

## TURNAROUND TIME


### GRAPHIC PACKAGE

- 2 business days after proof approval\*

### AVAILABILITY

- WEST COAST FULFILLMENT CENTER

\*After proof approval, for **up to 10 sets**. Reply with approval via e-mail by 4:00pm PT the day prior to the assigned ship date.



Scan QR Code To View More Resources.

# TABLE THROWS

ONE CHOICE - TABLE THROW

FULL COLOR 8FT 4-SIDED

PRODUCT CODE: OC-TTHR84G



## CARE SHEET - DYE-SUB FABRIC

### HANDLING TIPS

1. Wrinkles can be removed with cool iron or fabric steamer.
2. For storing graphics please remove from plastic packaging that was provided and keep fabric in cool/dry place. Fabric should NOT be stored when damp or wet.
3. Do NOT iron directly on printed sections of fabric.

### WASHING

1. Your fabric graphic can be machine washed. Use MILD soap and cool water. Air dry fabric, dry on frame if frame is available.
2. Fabric must be COMPLETELY dry prior to storing.
3. DO NOT DRY CLEAN

### STAIN TREATMENT


1. Treat stain from backside of fabric.
2. Remove as much debris as possible with a soft bristle brush (do NOT rub too hard).
3. Use a clean, lint-free white cloth. Lightly pat the stain from the outside moving in (to keep stain from spreading).
4. If a cleaning solution is used, rinse the area well with water to ensure NO solution is left on fabric.
5. Most stains can be treated with household fabric stain removers. It is ALWAYS important to test how the solution will react to the fabric. This can be tested by dabbing solution to a small corner of the fabric. Most household cleaners will provide treatment instructions depending on the type of stain.



- Wrinkles can be removed from fabric with a cool iron or steamer.



- Fabric can be machine washed - use cold water, delicate cycle.



- Do NOT bleach fabric



- Do NOT tumble dry. Fabric must be air dried on the frame to prevent shrinking.

